



**DECLARATION OF INTERESTS FORM**

Register of interests form for Worcestershire Local Enterprise Partnership Board Members

Notification of Personal Interests

I (full name) ..... Marwan Hart .....

LTB Board Member

**GIVE NOTICE that I have the following personal interests** (see Note 1)

Please tick the 'None' box where appropriate rather than leaving boxes blank, continue on a separate sheet if necessary.

1. *Professional Interests*

I have substantial common, personal, financial or professional interests (such as Close Family Members (see Note 3 below), close professional colleagues, an employer, company or organisation) that would benefit or adversely affect the outcome of the meeting or work of the WLEP.

Is there any other aspect of your background or present circumstances not addressed above that might be perceived as affecting your objectivity or independence?

None <input checked="" type="checkbox"/>	If applicable, please give details
---	------------------------------------

2. *Beneficial interests in securities*

I have a beneficial interest in a class of securities of a person or body/ies having a place of business or land in the Worcestershire area that exceeds the nominal value of £25,000 or one hundredth of the total issued share capital of that person or body/ies (whichever is the lower).

*In addition, please include details relating to any close family members' (see Note 3) interest in companies which relates to or is likely to affect the business of the WLEP.*

None <input checked="" type="checkbox"/>	If applicable, please give details
---	------------------------------------



3. *Contracts with a company seeking endorsement of the WLEP*

I have, or a firm in which I am a partner or a company of which I am a remunerated director of a person or body that has, a grant or contract for goods, services or with the body seeking endorsement from the WLEP.

None  ✓	If applicable, please give details
---------------	------------------------------------

4. *Employment Land*

I am the owner or occupier of land in the Worcestershire area or any adjacent district in which I am owner or occupier (including your own home) (see Note 2 below)

*In addition, please include details relating to any Close Family Members' (see Note 3 below) landholdings which relate to or is likely to affect the business of the WLEP.*

None  ✓	If applicable, please provide the address or description sufficient to identify location
---------------	--

I have a licence (alone or jointly with others) to occupy for 28 days or longer, land in the Worcestershire area or any adjacent district.

*In addition, please include details relating to any Close Family Members' (see Note 3 below) licenses which relate to or is likely to affect the business of the WLEP.*


None  ✓	If applicable, please provide the address or description sufficient to identify location
---------------	--

5. *Membership of Public Bodies*

I am a member of or hold a position of general control or management of the following body/bodies exercising functions of a public nature, e.g. a Worcestershire Council, Higher or Further Education Establishment, other Councils.




*In addition, please include details relating to any close family members' (see Note 3 below) membership of public bodies which relate to or is likely to affect the business of the WLEP.*

None 	If applicable, please provide the address or description sufficient to identify location <i>Leader Wfoc, frepoint Way, Widdowton.          Cabinet Member WCC - County Hall, W. etc</i>
---	--


6. *Membership of Other Bodies*

I am a member of or hold a position of general control or management directed to charitable and other organisations purposes.

*In addition, please include details relating to any Close Family Members' (see Note 3 below) bodies which relate to or is likely to affect the business of the WLEP.*

None 	If applicable, please provide the address or description sufficient to identify location
---	--

Date: *16.03.17* .....

Signed:  .....

NOTE 1 – You must, within 28 days of becoming aware of any new personal interests or change to the interests specified above, provide notification of that change to the WLEP Executive Team.

NOTE 2 – Where you consider any of the information requested from you in this form is sensitive information (because its availability for public inspection creates or is likely to create a serious risk for you or a person who lives with you may be subject to violence or intimidation) you must contact the WLEP Board Chair and get agreement that you do not need to include that information. This also applies to additional interests and/or changes to your form. If sensitive information excluded from your form is no longer sensitive, you must add this information to your form within 28 days of becoming aware of this.

NOTE 3 – In this form 'Close Family Member' means the following:

- a) Spouse or Civil Partner: a current spouse or civil partner, and for the avoidance of doubt does not include a former spouse or civil partner who lives separately and apart from the person in question
- b) Domestic Partner: includes a partner with whom a person lives but to whom he/she is not married or the civil partner of
- c) Parent
- d) Child (adult or minor)
- e) Brother or sister, and the spouses, civil partners or domestic partners of (c) – (e) above

